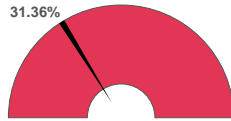


General Fund Revenues

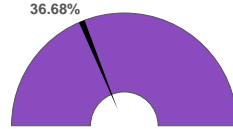
For the Period Ending December 31, 2020

Total Revenues Actual YTD



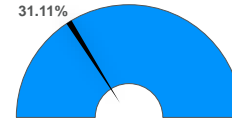
Projected YTD Revenues
30.43%

Local Sources Actual YTD



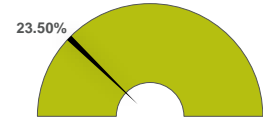
Projected YTD Local Sources
37.48%

State Sources Actual YTD



Projected YTD State Sources
30.15%

Federal Sources Actual YTD



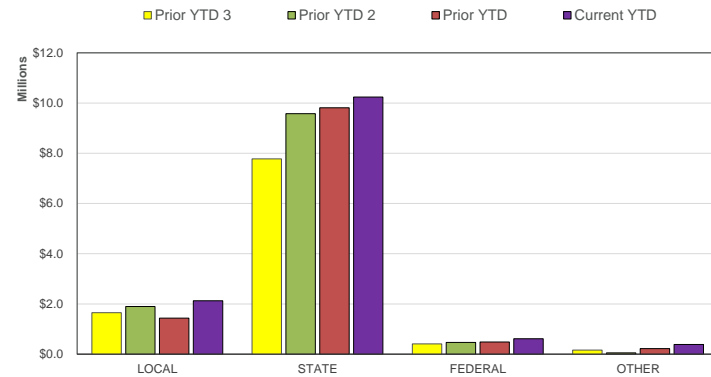
Projected YTD Federal Sources
27.62%

Revenue Analysis

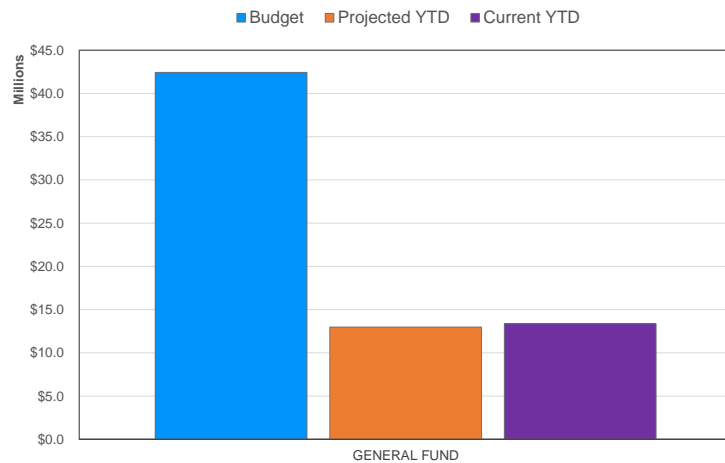
Top 10 Sources of Revenue (YTD)

Apportionment	\$6,575,359
Special Purpose - Unassigned	\$3,106,406
Local Property Tax	\$2,068,288
Special Purpose - OSPI Unassigned	\$526,756
State Forests	\$328,557
Program Participation - Unassigned	\$299,167
Local Effort Assistance	\$216,929
Federal Grants Through Other Entities - Unassigned	\$86,904
Private Foundation	\$75,955
Tuition and Fees - Unassigned	\$22,638
Percent of Total Revenues YTD	99.53%

Revenues by Source | Prior YTD vs. Current YTD



Total Revenues | Budget / Projected YTD / Current YTD



Revenues by Source | Projected YTD vs. Current YTD

